

# LET OUR ACTIONS COUNT



## South Africa: Oral PrEP Implementation (2016-2019)

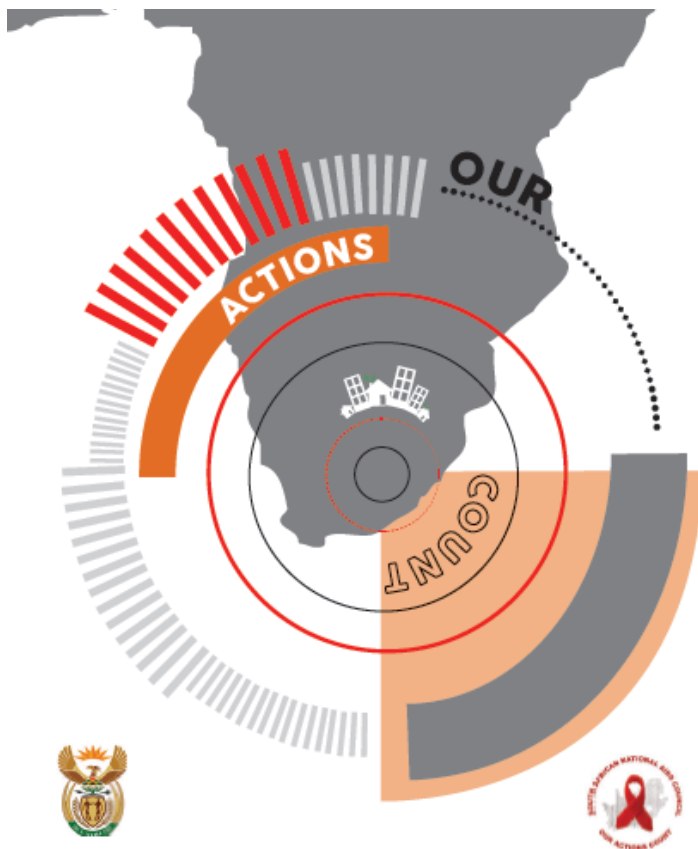
**Kerry Mangold**

Technical Lead: HIV Prevention Services  
SANAC Trust

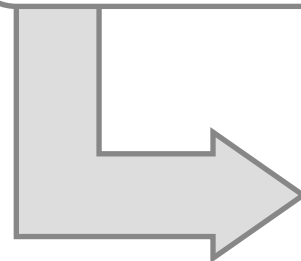


# Oral PrEP and UTT guidelines

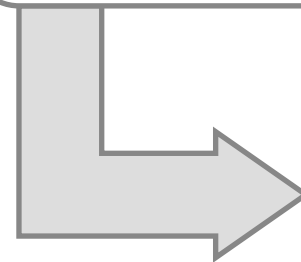
## From policy to phased implementation



**Policy  
Approved  
March 2016**



**Preparation for  
Implementation  
March –May  
2016**



**Phased  
Implementation  
June 2016-to-  
date**

**THE SOUTH AFRICAN NATIONAL SEX  
WORKER HIV PLAN 2016 | 2019**



# PrEP is included under Goal 1 of the National Strategic Plan for HIV, TB and STIs 2017-2022

| Target Population               | 2017/18      | 2018/19       | 2019/20       | 2020/21       | 2021/22       | Total initiated on PrEP |
|---------------------------------|--------------|---------------|---------------|---------------|---------------|-------------------------|
| Adolescent girls (15-19)        | 1 574        | 3 149         | 4 723         | 6 297         | 7 872         | 23 615                  |
| Young women (20-24)             | 2 536        | 5 072         | 7 609         | 10 145        | 12 681        | 38 741                  |
| Sex Workers                     | 880          | 1 760         | 2 640         | 3 520         | 4 400         | 14 200                  |
| Men who have sex with other men | 513          | 1 026         | 1 539         | 2 052         | 2 565         | 8 000                   |
| People who inject drugs         | 133          | 267           | 400           | 533           | 667           | 2 000                   |
| <b>Total initiated on PrEP</b>  | <b>5 637</b> | <b>11 274</b> | <b>16 911</b> | <b>22 547</b> | <b>28 184</b> | <b>86 556</b>           |

Goal **1**



Accelerate prevention to reduce new HIV and TB infections and STIs

– *'Breaking the cycle of transmission'*

# Progress towards achieving the NSP PrEP targets (to Jan 2019: 11 800 /86 556)

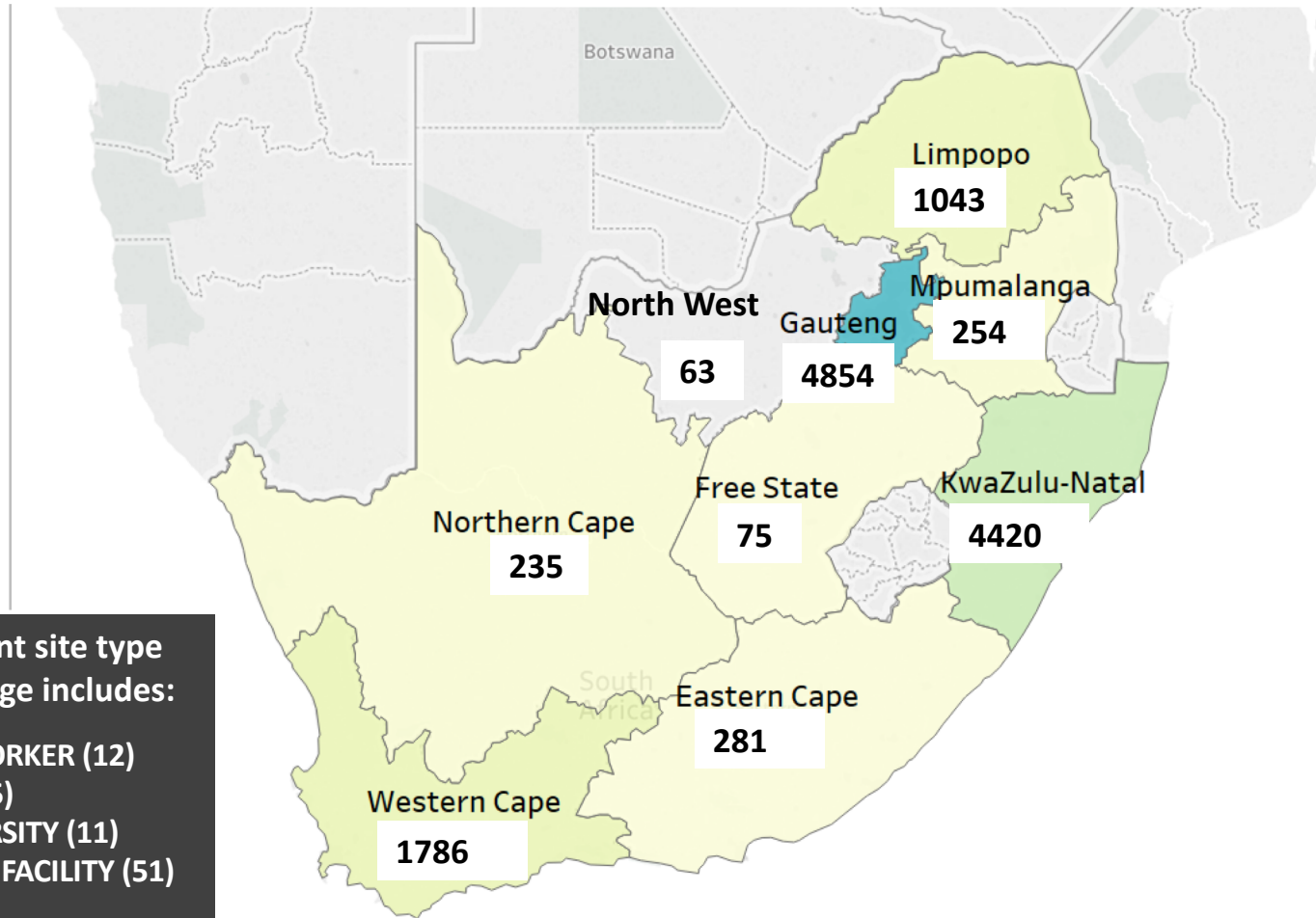
|                           |                |                |                |                |                |
|---------------------------|----------------|----------------|----------------|----------------|----------------|
| <b>FY</b>                 | <b>2017/18</b> | <b>2018/19</b> | <b>2019/20</b> | <b>2020/21</b> | <b>2021/22</b> |
| <b>AGYW Target</b>        | 4 110          | 12 332         | 24 663         | 41 105         | 61 658         |
| <b>Progress to date</b>   | 69             | 3 781          | 0              | 0              | 0              |
| <b>% progress to date</b> | 2%             | 31%            | 0%             | 0%             | 0%             |
| <b>FY</b>                 | <b>2017/18</b> | <b>2018/19</b> | <b>2019/20</b> | <b>2020/21</b> | <b>2021/22</b> |
| <b>MSM Target</b>         | 818            | 1 844          | 3 383          | 5 435          | 8 000          |
| <b>Progress to date</b>   | 1 211          | 1 245          | 0              | 0              | 0              |
| <b>% progress to date</b> | 148%           | 68%            | 0%             | 0%             | 0%             |
| <b>FY</b>                 | <b>2017/18</b> | <b>2018/19</b> | <b>2019/20</b> | <b>2020/21</b> | <b>2021/22</b> |
| <b>SW Target</b>          | 1 880          | 3 640          | 6 280          | 9 800          | 14 200         |
| <b>Progress to date</b>   | 2 413          | 3 081          | 0              | 0              | 0              |
| <b>% progress to date</b> | 128%           | 85%            | 0%             | 0%             | 0%             |
| <b>FY</b>                 | <b>2017/18</b> | <b>2018/19</b> | <b>2019/20</b> | <b>2020/21</b> | <b>2021/22</b> |
| <b>PWID Target</b>        | 133            | 400            | 800            | 1 333          | 2 000          |
| <b>Progress to date</b>   | 0              | 0              | 0              | 0              | 0              |
| <b>% progress to date</b> | 0%             | 0%             | 0%             | 0%             | 0%             |

# Oral PrEP Initiations: Geographic Distribution

June 2016 – January 2019

From  
June 2016 –  
January 2019

**13 011**  
Took place at  
**82 SITES**  
across South  
Africa



Current provincial  
coverage includes:

- GAUTENG (20)
- FREE STATE (2)
- EASTERN CAPE (9)
- KWAZULU-NATAL (31)
- LIMPOPO (4)
- MPUMALANGA (0)
- NORTH West (2)
- WESTERN CAPE (11)

Current site type  
coverage includes:

- SEX WORKER (12)
- MSM (5)
- UNIVERSITY (11)
- PUBLIC FACILITY (51)
- 79 SITES CURRENTLY IMPLEMENTING

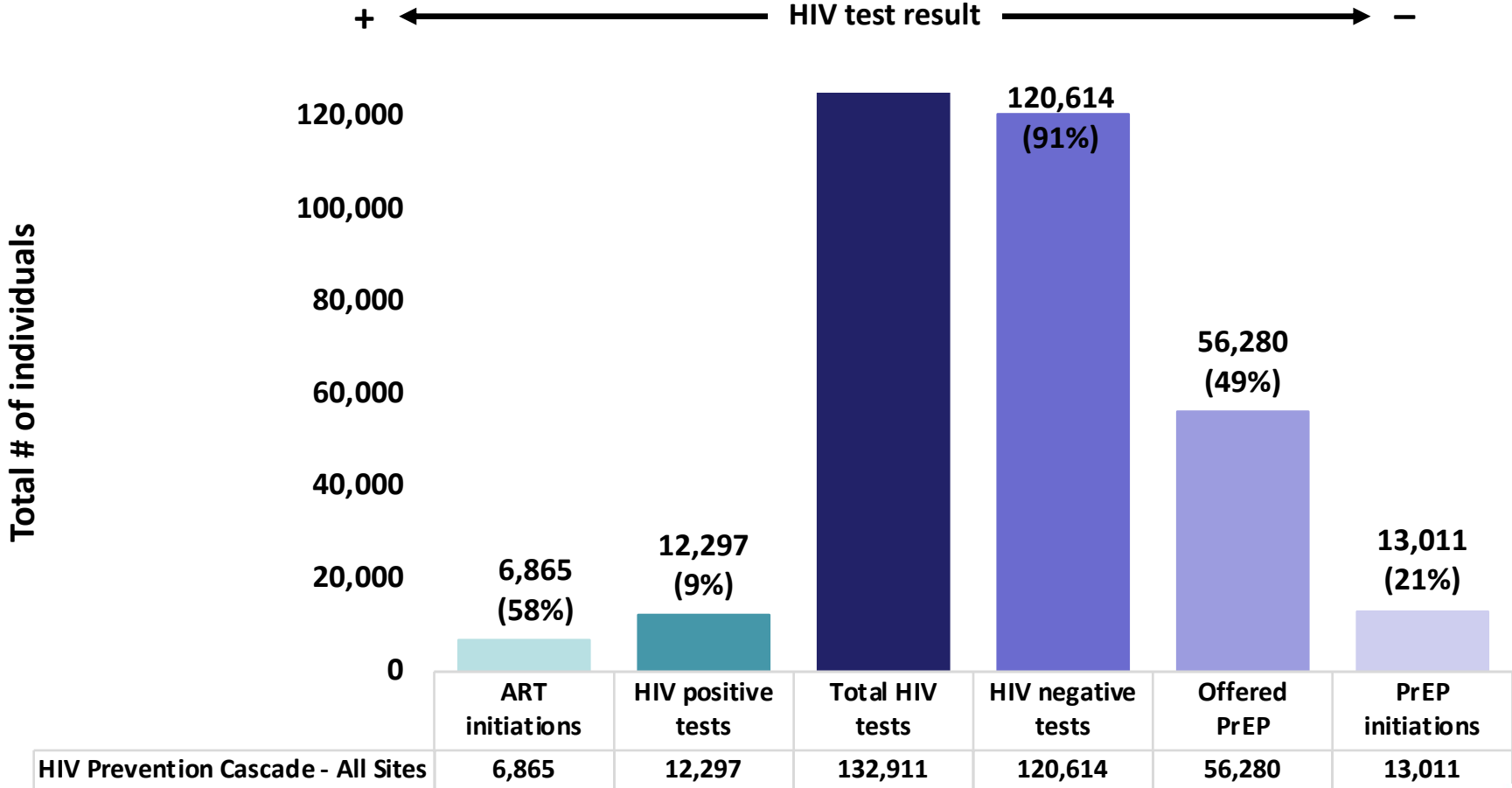
Oral PrEP initiations by province  
June 2016 – January 2019



Note: Data as of Jan 2019

# Oral PrEP Implementation: (Cascade | All Sites)

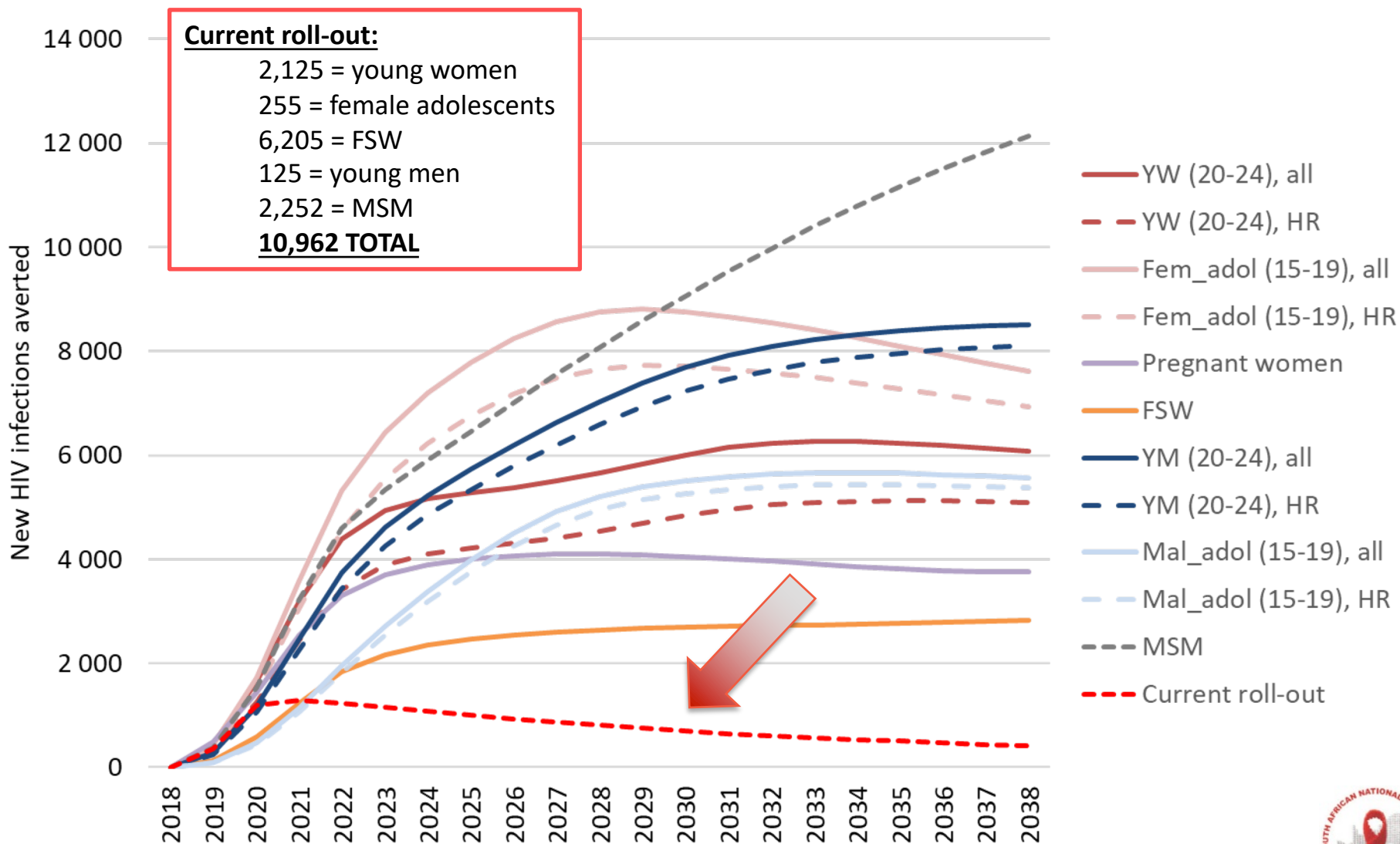
Across all oral PrEP implementing sites, **oral PrEP uptake** is **21%** of those who were offered PrEP, with **49%** of those who test negative being offered oral PrEP. Of the **9%** of all HIV positive tests, ART uptake was **58%**.



Note: Data as of Jan 2019; percentages based on prior total in cascade, not total HIV tests



# Impact of PrEP on new HIV infections averted





# The Way Forward



**Accelerate prevention to  
reduce new HIV and TB  
infections and STIs**

*“Breaking the Cycle of Transmission”*

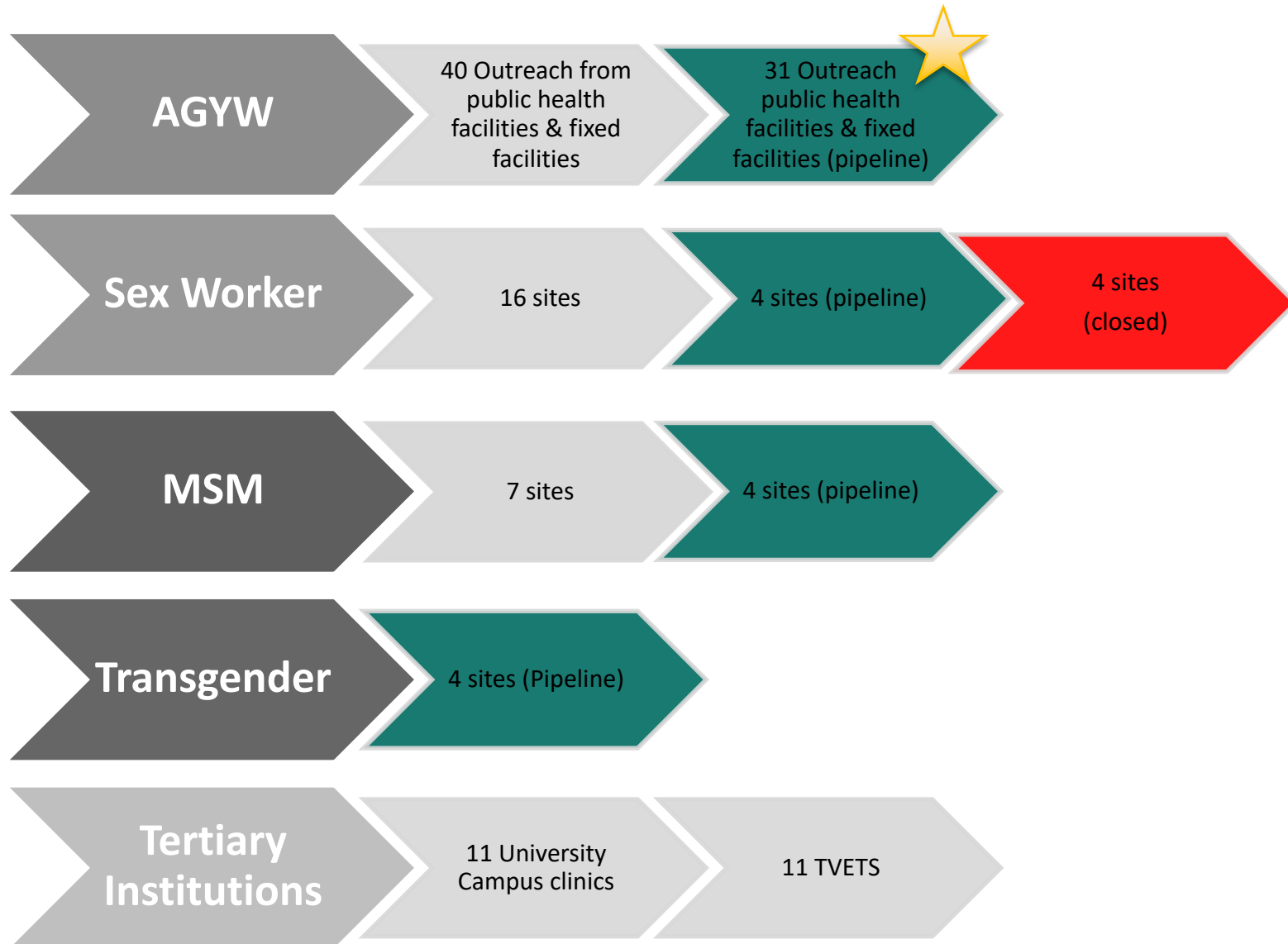
*“My goal as a young woman is to encourage positive change within my society through specific programmes which are interlinked with the NSP in decreasing the number of new HIV infections among adolescent girls and young women across South Africa.”*

*– Keketso Rathumbu, She Conquers*



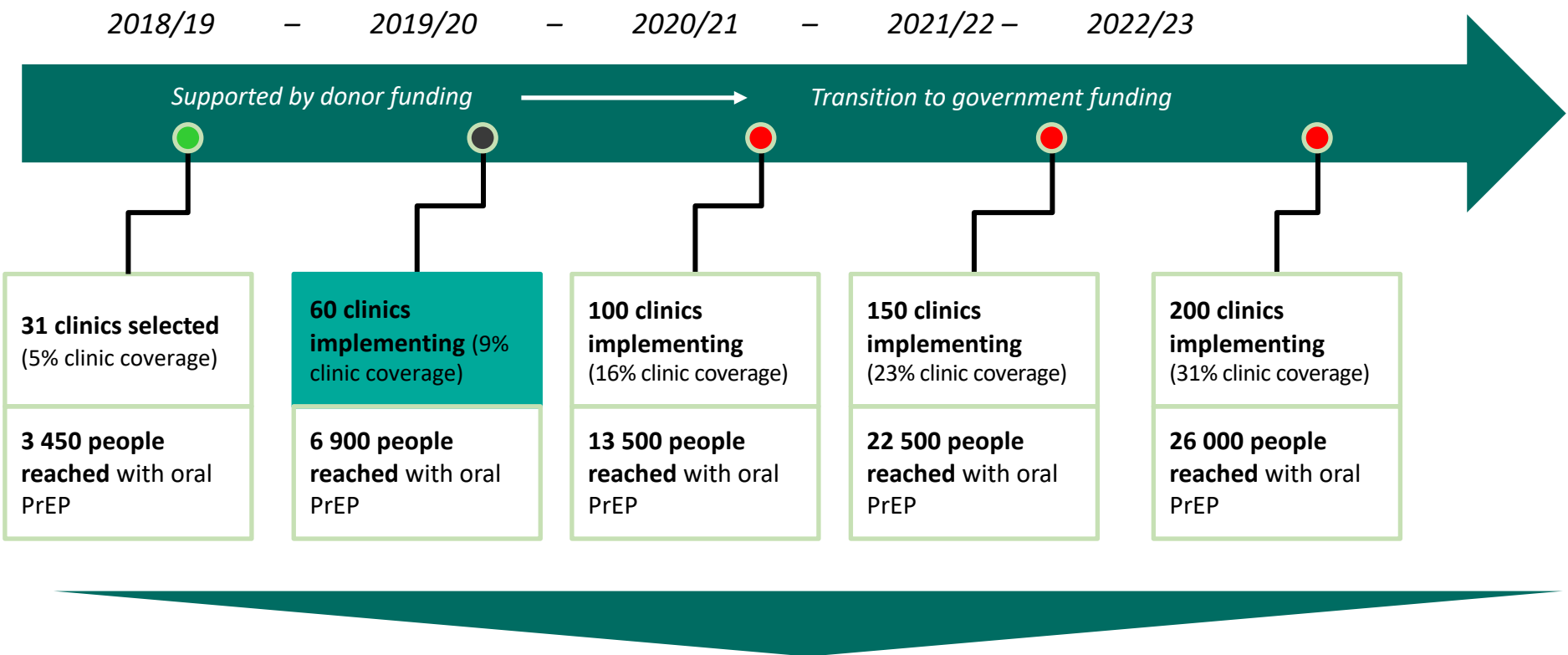


# PrEP Scale Up Plans



# ★ Proposed Programme Expansion for AGYW

The below proposed implementation plan demonstrates an approach to oral PrEP expansion that focuses on PHCs in the 22 She Conquers priority sub-districts.



Minimum of **72 350** HIV-negative AGYW reached with oral PrEP by the end of Year 5 (FY2022)



**To support further expansion and impact, oral PrEP can easily fit into existing public facility offerings, provided a core set of criteria are fulfilled**

The current oral PrEP **site assessment evaluates the availability of the below services:**

- ✓ Provision of comprehensive HIV prevention and treatment and SRH services
- ✓ Presence of a NIMART-trained nurse
- ✓ TIER.Net usage for reporting

***These requirements are available at many public clinics in SA***

Additional requirements include:

- ✓ TDF/FTC for PrEP
- ✓ Training for PrEP delivery (across nurse, counsellor, peer educator, and data capturer cadres)
- ✓ PrEP IEC materials

***Based on the above, with minimal additional resources, PrEP can be offered at many public health facilities in SA***



# A Time to Reflect on PrEP: The Mid-Term Review of the NSP

The Goal of the Mid-Term Review of the NSP is to:

*Conduct an in-depth analysis of NSP implementation to illustrate emerging issues and opportunities, lessons learnt, gaps and challenges encountered during the implementation of the NSP in the first half of the NSP term*

The findings of the Mid-Term Review will be shared publicly on the 1<sup>st</sup> December 2019, once approved through the various SANAC Structures





**LET OUR ACTIONS COUNT**

(t): 012 748 1000

(e): [kerry@sanac.org.za](mailto:kerry@sanac.org.za)